

CONTEMPORARY HOMES

adore

HOME

43

PAGES OF

SUMMER

home tours

THE

Summer

EDITION



3 lush and leafy
OUTDOOR
SPACES



SUMMER 2017 AUS \$12.95 INC GST



SCRUMPTIOUS PICNIC RECIPES + MUST-PACK ESSENTIALS

RENOVATOR'S DREAM

With her knack for bringing the outdoors in and passion for creating enviable albeit liveable spaces, it's hardly surprising Kristy Gordon's heritage-listed family home is what dreams are made of.

PHOTOGRAPHY HANNAH BLACKMORE / STYLING RUTH WELSBY / WORDS PIP MILLER





FRONT DOOR “The first thing that we changed was the external paint colour,” says Kristy. The front door painted in Dulux’s ‘Aquanamel’ creates a welcoming entrance. Potted plant from Into The Wild.

KITCHEN “I have a true obsession with greenery, explains Kristy. “That kitchen window was screaming out for a vertical garden behind it – I didn’t want to have a normal style splashback in our kitchen.” Bar stools from Arranmore Furniture; pendant lights from Fenton & Fenton; plants from Into The Wild.



When Kristy Gordon purchased her home in Melbourne’s Elsternwick almost a decade ago, she spent a few years working out what it was she wanted to change before embarking on a major renovation – that just so happened to double as her first project as a freelance interior and property stylist for Lady Marmalade Styling.

Kristy says that while she was lucky to purchase the home in its near original condition, there were a few things that she couldn’t wait to change – namely, the exterior paint colour (army green with a bright yellow door), fence and front garden – in order to add street appeal.

For Kristy, it was important to keep the exterior of the house in line with its century-plus provenance and heritage listing. Then, when it came time to making serious changes, Kristy had already formed a clear vision of what she wanted, and it became a simple case of putting plans into action. According to Kristy, the renovation process took about 10 months and was fairly straightforward, thanks to the help of her reliable builders, Adbuild.

“I wanted a space that was open, functional, simple and timeless – perfect for family life and entertaining – with all rooms flowing into one another and exuding a similar feel. The ability to open up to the outdoor space in warmer months and connect the main living space to the outdoors, where the kids spend most of their time, is a great benefit,”

★ “You can easily change the feel of a room with colour – blues being my favourite...”

Kristy says.

It is not surprising that the kitchen is the where the heart of Kristy’s home can be found, being the central point which connects the rest of the living space. Admitting to an obsession with greenery, Kristy wanted to bring the outdoors in and for the garden to be as visible as possible, while capturing lots of natural light. Kristy says the kitchen window was screaming out for a vertical garden and, in her determination not to have an ordinary splashback, designed her own glass window view of lush greenery.

As for the bathrooms, Kristy says they needed to be as luxurious as possible – with plenty of space and storage, while keeping a minimalist edge to which she could add a pop of colour, when styling. In keeping with her desire to stay with a simple modern palette, Kristy opted for CDK Stone limestone tiles, which were applied floor-to-ceiling, for a timeless effect. >





indoor/outdoor connection

OPEN-PLAN LIVING Kristy's open-plan living, dining and kitchen flow seamlessly through to the outdoor space, with views out to the lush, leafy surrounds. Dining table and chairs from Arranmore Furniture; rug from Arro Home; pink bowl from Mud; plants from Into The Wild; sofa from King Living.

MASTER BEDROOM Art by Prudence Caroline; pendant lights from Meizai; pink pillowcases and round aqua cushion from Kip & Co; oat linen pillowcases from Hunting For George; pink cushion from Bonnie and Neil; plant from Into The Wild.



< Asked to choose the favourite elements of her home, Kristy says she loves the contrast of the dark wooden floors against the simple white walls and cabinetry used throughout the home:

"You can easily change the feel of a room with colour – blues being my favourite – while adding timber accents and plant life for a softening effect."

While Kristy applied much thought and attention to the inside of her home, the outside commanded just as much respect in her aim to create a welcoming sanctuary and entertaining space.

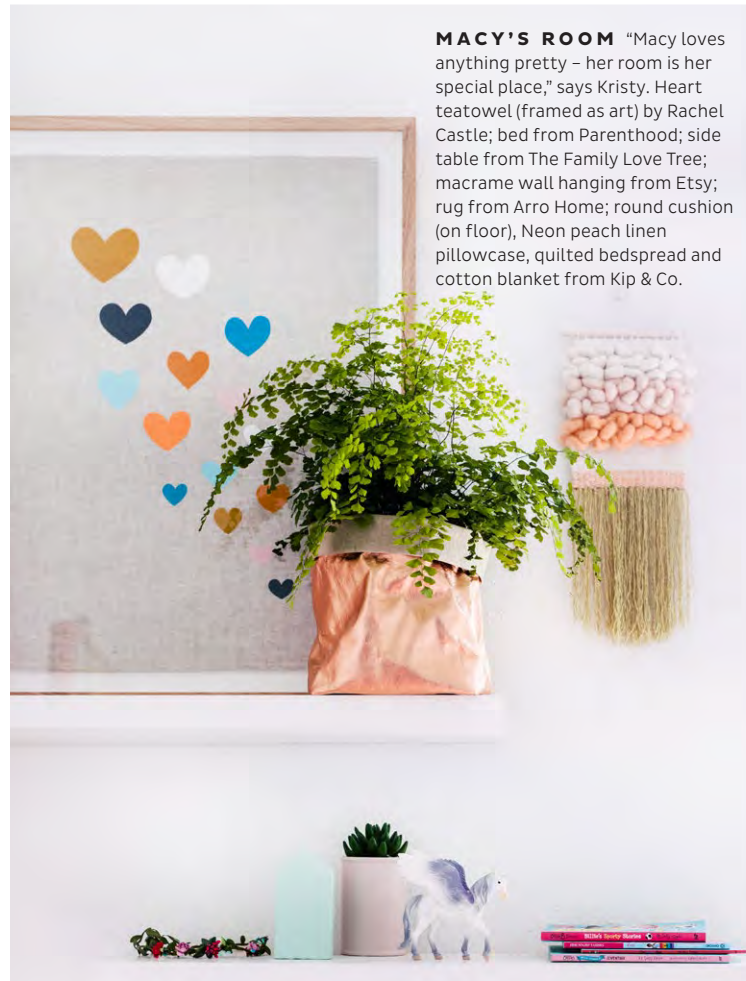
The result is a lively, low-maintenance garden that cleverly blends a timber deck with faux lawn and abundant plant life – the pièce de résistance being a beautifully eye-catching and clever vertical garden, comprising two bespoke circular planters designed by Kristy and made by her gardener.



ladymarmaladestyling.com.au
[@ladymarmaladestyling](https://www.instagram.com/ladymarmaladestyling)



ARCHER'S ROOM "The kids' rooms are a true reflection of their personalities," says Kristy. "They were the first rooms in the house that I was constantly changing and experimenting with, when I started exploring my passion for styling." Bed from Parenthood; side table, yellow round cushion, quilt and pillowcase from Adairs.



MACY'S ROOM "Macy loves anything pretty – her room is her special place," says Kristy. Heart teatowel (framed as art) by Rachel Castle; bed from Parenthood; side table from The Family Love Tree; macrame wall hanging from Etsy; rug from Arro Home; round cushion (on floor), Neon peach linen pillowcase, quilted bedspread and cotton blanket from Kip & Co.





LOW-MAINTENANCE BACKYARD "I wanted the outdoor space to be our own little sanctuary that made the most of the small space we have," says Kristy. Basil Bangs umbrella from Hunting For George; round cushion from Kip & Co; pink cushion from Bonnie and Neil; potted plants from Into The Wild. Cushions on opposite page from Bonnie and Neil.



KRISTY HAD HER GARDENER CREATE THESE CIRCULAR PLANTERS FOR HER FENCE - AN INTERESTING AND UNIQUE TAKE ON A VERTICAL GARDEN.



go for bold stripes for that summer feel

COLOUR PALETTE



Style TO STEAL

Love Kristy's contemporary abode? Fill with pops of colour and an assortment of plants, to get the look.

PRINT Prudence Caroline 'Wink to Wonderland' print (91x91cm) \$770 greenhouseinteriors.com.au / **CUSHION** Bonnie and Neil 'Aegean' cushion in pink \$155 bonnieandneil.com.au **UMBRELLA** Basil Bangs 'Miss Marigold' beach umbrella \$450 huntingforgeorge.com / **STOOL** The Family Love Tree 'Tahitian' rattan stool in mint \$129 thefamilylovetree.com.au **MIRROR** 'Bella' round brass mirror \$749 ozdesignfurniture.com.au / **WATERING CAN** Kmart brass effect watering can \$10 kmart.com.au / **RUG** Arro Home 'Harlequin' rug in blue (2x3m) \$695 arrohome.com / **WHITE POT** The Balcony Garden 'Straight Up' pot (30cm) \$110 thebalconygarden.com.au / **BLACK POT** Mr Green Grass 'Tweed' small pot \$15 jonesandco.com.au / **TABLE** OZ Design 'Baxter' dining table (3m) \$3,599 ozdesignfurniture.com.au / **CHAIR** GlobeWest 'Olivia' dining chair \$360 globewest.com.au / **CARAFE** IKEA 'Intagande' carafe in light green \$7.99 ikea.com.au



a modern
OASTS

“Life changing” is the way Kirsten Thompson of GlobeWest describes the rewards of a major renovation that turned her mid-1940s, Melbourne family home into a thoroughly modern haven.

PHOTOGRAPHY ANNETTE O'BRIEN / STYLING ALANA LANGAN / WORDS PIP MILLER



OUTDOOR AREA Kirsten's husband Brett, worked closely with architect Adrian Kucyk to plan out the compact outdoor area. "We were able to retain most of the existing deck, and they chose natural Bluestone to complement the house exterior," explains Kirsten. "My mum Rosalie has a green thumb and amazing creative flair and has been integral in the garden and planter designs."

All outdoor furniture from GlobeWest; umbrella from Basil Bangs; cushions, towels and inflatable swan from Fenton & Fenton.

After purchasing their Highett, Melbourne, home in 2004, Kirsten Thompson and her husband, Brett, spent the next decade making gradual improvements before demolishing 30 percent of the existing building and embarking on significant remodelling to the remaining floorplan, while adding a pool and spa.

According to Kirsten, their home renovation was a massive undertaking that took nine months to complete – and a further six months to finish the landscaping.

Having interpreted their brief to create a home that was "open and conversational, making the outdoor areas and swimming pool focal points", Kirsten says the architect, Adrian Kucyk, was creative in approach, while interior stylist Kirstin Sweet took great care of the fixtures and finishes (with all furniture, naturally from GlobeWest).

From a structural perspective, Kirsten says the original building required work to a number of areas. They were pleased to follow their architect's suggestion of using vertical black cladding as a distinctive style element, which would create an interesting contrast and relationship between old and new.

Changes included the introduction of two outdoor entertainment spaces – seamlessly connecting home and garden – while the master bedroom took on a new persona with the addition of a luxurious ensuite and considerably larger wardrobe space.

"It's not a big house, but the floor plan is super

functional," says Kirsten. "And with essentially the same footprint, we now have an additional bathroom, separate lounge, and generous study that has become a functional home office. Outside, we now have three areas set at different levels, where people can all hang together or enjoy quiet relaxation."

Thanks to the renovation, the house is now perfect for entertaining, according to Kirsten: "We always loved having family and friends over, but now, lunches have become long afternoons and often dinners. We joke about how no one ever leaves, but we actually love it."

She adds, "Our architect, Adrian, was a great listener. I really believe him knowing us and our lifestyle is one of the reasons what he has done – on a modest budget – has had such a profound impact on our lives."

Inside, the home was given a minimalist albeit contemporary feel – thanks to the assistance of interior stylist Kirstin Sweet, who worked together with the homeowner to create a relaxed and light ambience with the finishings.

"We were keen to use a lot of light timbers on the floors, joinery and furniture, to counterbalance the minimalist façade with dark timber window frames," the homeowner explains. "Because the rooms aren't huge, we went for pale fabrics and higher legs on the sofas, and have used a lot of white finishes and white marbles to keep it light and airy." >



< When it came to adding colour, Kirsten says she has always been drawn to blues and greens due to their calming effect – the perfect antidote to their sometimes hectic work and family life.

“The large-scale artwork by Ngaio Lenz in the main living space probably was also a bit of a conduit,” Kirsten says. “I used the colours in Ngaio’s piece to inspire the rug, cushions and throws. Now, I find that even when I update them, I don’t stray too far from the soft mints, pale blues, navy and turquoise.”

As the heart of this family’s home, the kitchen was designed by their architect to link the old and new, creating a transition point from the existing house to the new living space.

“Previously the kitchen was closed off, so we wanted to open it up to our living areas,” Kirsten says. “It’s cleverly positioned to receive north sunlight, and has views to the outdoor living and pool. I worked with our stylist on the finishes, and love how the European oak floorboards wrap up into the benchtop, and the combination of white stone benchtops and dark overhanging cupboards. Kirstin also ensured we used quality fixtures and fittings, including Blum door and drawer closers, which make a big difference to the day-to-day.”

How to achieve a home like Kirsten’s?

“I strongly recommend engaging an architect and/or an interior design professional when renovating,” she says. “I think people don’t realise how affordable it can be, and what a fabulous investment it is.”

 adriankucyk.com.au
globewest.com.au/findadesigner




RELAXED DINING The large scale artwork by Ngaio Lenz sits between the dining and kitchen, helping to link both zones. “I had been looking for months for an artwork, and was talking to our local framer Hass about how it was a big decision, a major investment and hopefully would be forever. Hass showed me some of Ngaio’s pieces awaiting collection for her exhibition. I immediately fell in love with the layered effect, colours and shapes,” recalls Kirsten. Dining table, chairs and pendant lights from GlobeWest.



Kitchen we love!

TWO-TONE KITCHEN In Kirsten's kitchen, she has opted for darker upper cabinets with white cabinetry on the bottom for a contemporary two-tone look. The oak floor boards wrapping up into the island bench creates a welcoming warmth. Chopping board and barstools from GlobeWest.



LEAFY LIVING The living room has impressive views overlooking the pool and garden thanks to the oversized windows. Coffee table, sofa, side table and rug from GlobeWest.



ENTRY Console table from GlobeWest; plant stand from Ivy Muse; print by Pony Rider; cushion from Fenton & Fenton; white basket from Country Road.




ENSUITE “The Spanish tiles in our ensuite (from Artform) are the hero for me,” says Kirsten. “They are soft enough to remain timeless, yet create so much interest with their multitude of styles and random placement. We knew we were creating an area just for us, so I went with my heart.” Towel from Loom Towels.

FORMAL LIVING Coffee table, side table, occasional chairs, rug, cushions and throw from GlobeWest; Studio Twocan vase (on mantle) from Ivy Muse; art print from Picture Framing Pty Ltd.





BEDROOM Bed, side table, cushion and throw from GlobeWest; pendant from Freedom; photographic print by Kara Rosenlund; grey linen from Cultiver.



STYLE TIP: FOR THE WARMER MONTHS, GO SIMPLE WITH BEDDING. A LINEN QUILT COVER PAIRED WITH A LIGHT-WEIGHT THROW WILL CREATE A RELAXED, UNFUSSY LOOK.



we're loving this round, pastel cushion!

Style TO STEAL

Love Kirsten's relaxed, contemporary style? Get the look with these timeless finds.



COLOUR PALETTE

PENDANT LIGHT Beacon Lighting 'Malinta' squat pendant light \$189 beaconlighting.com.au / **POT** Lightly 'Palm Springs' planter in white (large) \$286 lightly.com.au / **ROUND CUSHION** Adorn Homewares pastel blue cushion (includes insert) \$58 adornhomewares.com.au / **STOOL** GlobeWest 'Becca' barstool \$310 globewest.com.au / **THROW** GlobeWest 'Piper' washed linen throw \$195 globewest.com.au / **CUSHION** GlobeWest 'Indie' leather cushion in nude \$160 globewest.com.au / **PRINT** Kara Rosenlund 'Wilderness Landscape' photographic print (unframed 81 x 121cm) \$790 kararosenlund.com / **UMBRELLA** Basil Bangs 'Chaplin' stripe beach umbrella \$450 basilbangs.com.au / **CHAIR** GlobeWest 'Noosa' open dining chair \$680 globewest.com.au / **VASE** Country Road 'Etta' large vessel \$29.95 countryroad.com.au / **CHEESEBOARDS** GlobeWest 'Fleur' round cheeseboards small \$70, large \$105 globewest.com.au / **BLUE BOWL** Marmoset Found 'Hubble' bowl (medium) \$95 nathanjac.com.au / **SIDE TABLE** GlobeWest 'Elle' round block side table in white marble \$1,305 globewest.com.au



smart BUILD

From gloomy bungalow to light-drenched dream home: The duo behind BuildHer Collective share the tricks of their trade from their latest Northcote project – with spectacular results.

PHOTOGRAPHY DYLAN LARK, ASPECT 11 / WORDS PIP MILLER

With more than 14 years of construction industry experience, entrepreneur Rebeka Morgan is one half of BuildHer Collective, which was created with Kribashini Hannon, to help women build.

In this latest project, Rebeka says their client was typical in that she had a vision, but found the whole building process daunting.

According to Rebeka, BuildHer Collective, in partnership with builders Beirin Projects, were able to step in and manage every step, including checking the site for suitability, engaging architects Bellemo and Cat, overseeing construction and providing advice on the selection of finishes and fixtures.

“With Buildher Collective taking care of every detail from concept to completion, we were able to play with new heights, pitched ceilings and angled windows, worked with new materials, like asphalt shingles and a new concrete mix for the polished floor,” Rebeka says.

For this particular project, they were dealing with an older-style, double-brick home with small windows – heritage features that they needed to preserve, while creating a lighter, brighter domain that made full use of the block’s northerly aspect and surrounding trees.

From a design perspective, the client now has the benefit of a well-connected house, with views from the front of the home through to the back, and to the top master bedroom.

In BuildHer’s signature style, they added a second entrance to the home, which allows friends and family to enter in an informal manner, thereby creating a feeling of being welcomed into the inner fold.

While drenching the home with light and creating a seamless transition from indoor to outdoor living areas, the project commanded particular attention in various areas of the house, which naturally included the kitchen. >



REBEKA MORGAN

✧
"Building or renovating is one of the biggest decisions you can make."

OPEN DINING Dining table custom built by Beirin Projects; Muuto pendant light from Living Edge.

KITCHEN The kitchen's custom cabinetry and limed American oak island bench is a standout feature. "We played with the texture on the island bench and really love the outcome. This was paired with Grey Tundra marble," says Rebeka. Stools from Freedom; matte black tap from Phoenix Tapware.

< In terms of kitchen statements, Rebeka cites custom cabinetry made from limed American oak. BuildHer also spent time creating just the right texture for the island bench, which was paired with Grey Tundra marble, for a stunning result.

In the living and dining room, they opted for versatile, polished concrete floors in Alpine Ice Ash, complete with the luxury of underfloor heating.

"It is really important to get a good mix of concrete – free from impurities – for the best impact. Once it is poured, there is no changing the slab, so there is always a lot of anticipation to see how it will look once it is polished," says Rebeka.

The light, airy tones of this home were highlighted with a calming, neutral colour palette, while limiting the number of materials and textured finishes, for a cohesive and classic look throughout.

"We used Haymes Paint's 'Moon and Stars' in the front of the house and upstairs extension, to give a

bit of depth," says Rebeka.

The master ensuite is another stroke of genius, with its natural blend of Grey Tundra marble, Fibonacci Stone terrazzo tiles and American oak, plus the addition of black leather handles that is simultaneously soothing and statement-making. The hero piece of this room is without question the oversized oval mirror from Café Culture + Insitu, which Rebeka says they fell in love with, and looks even better in person.

"We also had fun staining up our own timber colours – using a navy for the American oak stairs that changes colours in different lights, while introducing fabric panels to soften the modern extension and its huge angled windows," she says.

 buildhercollective.com.au

 [@buildhercollective](https://www.instagram.com/buildhercollective)



♥
Light-filled extension

NEW EXTENSION BuildHer Collective have made the most of the northerly aspect and amazing light in the new, bright extension of the home. "We aimed to flood the extension with light and views to greenery. For a suburban block there is a lovely garden aspect and privacy from neighbours," says Rebeka. Custom limed American oak cabinetry in the living room keeps the look cohesive throughout, with the same material used in the kitchen. Sofa and coffee table from GlobeWest; armchairs from West Elm; and rug from The Rug Collection.





STATEMENT MIRROR “That mirror! We saw it and fell in love, sometimes you just need one gorgeous statement piece,” Rebeka gushes. “This mirror in the master ensuite is from Cafe Culture + Insitu, and it is so much better in person.”



GO FOR LARGE, FLOOR-TO-CEILING GLASS WINDOWS IN A NEW BUILD. IT WILL ALLOW LOTS OF NATURAL LIGHT TO FLOOD YOUR HOME, CREATING A LIGHT AND OPEN FEEL.



Style TO STEAL

Soft, dusty blues and pinks – paired with black, neutral greys, and glints of glamorous gold – create a dreamy, contemporary abode.



COLOUR PALETTE

PENDANT LIGHT Muuto 'Ambit 40' pendant lamp in black \$525 [arrivalhall.com.au](#) / **ART** Sheridan 'Jovanie' wall art \$149.95 [sheridan.com.au](#) / **CUSHION** Norsu Interiors 'Winter Wonder' cushion (50x50cm) in pepper \$124 [norsu.com.au](#) / **COFFEE TABLE** GlobeWest 'Elle Sleigh' coffee table \$1260 [globewest.com.au](#) / **TAP** Meir 'Zitto' matte black kitchen mixer tap \$479 [meir.com.au](#) / **NAVY CUSHION** Nathan + Jac 'Ellie' piped cushion \$110 [nathanjac.com.au](#) / **OTTOMAN** GlobeWest 'Bogart Carousel' ottoman \$1,235 [globewest.com.au](#) / **RUG** RuglSpace 'Havana' rug in dark grey priced from \$1,249 [united-interiors.com.au](#) / **ARMCHAIR** West Elm metal frame upholstered chair in sky blue \$999 [westelm.com.au](#) / **MIRROR** Blu Dot 'Hang 1' large round mirror \$599 [bludot.com.au](#) / **STOOL** Freedom 'Brewery' bar stool \$99 [freedom.com.au](#) / **VASE** Marble Basics 'Big Buddy' vase \$89.95 [marblebasics.com.au](#)